

AT-1

AT-2


Applanation Tonometer AT-1/AT-2

Serving Your Vision



Two gold standard models

Applanation Tonometer AT-1/AT-2



TAKAGI has been serving the vision of the global ophthalmology community since 1955. Every instrument is designed and precision-engineered with care and pride in Nagano, Japan. We believe that protecting people's sight is about giving them the ability to appreciate beautiful things, so we take great joy in making our instruments aesthetic as well as functional. In addition to world-class technology, we provide the quality, reliability and excellent service that our growing family of distributors and customers demand. That's why TAKAGI is trusted by ophthalmic professionals in more than 80 countries.

Based on Goldmann applanation tonometry and designed for use with TAKAGI slit lamps, the AT-1 (R-type) and AT-2 (Z-type) provide rapid, safe, and accurate intraocular pressure (IOP) measurement required for the diagnosis of such conditions as glaucoma, ocular hypertension, and retinal detachment.

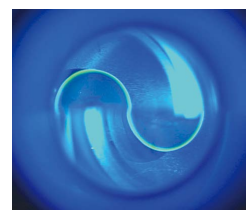
Both models conform to international standard ISO 8612:2009, which sets out requirements concerning accuracy and reliability of the measurements of applanation tonometers.

Measuring Prism


Smart integrated structure reduces risk of infection

Measuring Prism S12-18 (included) features an integrated structure that reduces infection risk. Its environmentally conscious design is ideal for re-use, and enables highly accurate and safe intraocular pressure measurement. Methacrylic resin, one of the hardest and most highly transparent optical-use plastic materials, is used to realise brightness and clarity of observation and to maximise product life.


Simply insert the disinfected measuring prism into the prism holder and operate the slit lamp joystick to make contact with and measure the cornea.



TAKAGI's
integrated
structure



Other
manufacturers'
structure





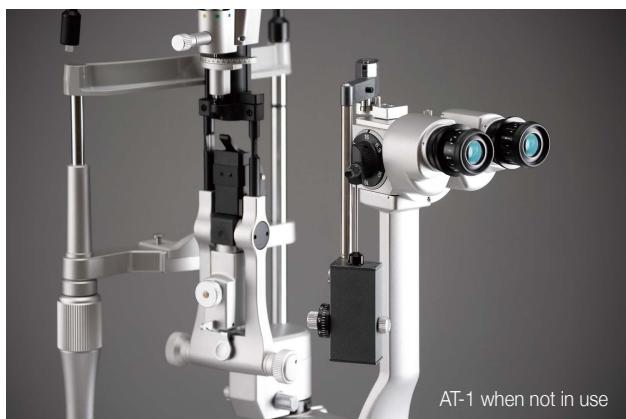
Applanation Tonometer

AT-1

R-type applanation tonometer compatible with a wide range of TAKAGI slit lamps



Compatible with all current TAKAGI slit lamps. An optional tonometer base is required for installation (Please see table on reverse side for information about tonometer bases that are compatible with each slit lamp model).



AT-1 when not in use

Applanation Tonometer

AT-2

Z-type applanation tonometer exclusively for use with 2ZL/2ZL BG/4ZL



Designed exclusively for use with TAKAGI slit lamps 2ZL/2ZL BG/4ZL. Finished in the same colour as the slit lamp to give a sense of uniformity when installed. Optional tonometer base TB2 is required for installation.



AT-2 when not in use

Tonometer base

Three types of tonometer base (option) to choose from in combination with slit lamp



TB700:

Following models are compatible with AT-1

- 700GL
- 700GL NSW
- 700GL LPH
- 4ZL
- 2ZL/2ZL BG



TB30:

Following model is compatible with AT-1

- 30GL



TB2:

Following models are compatible with AT-2

- 2ZL/2ZL BG
- 4ZL

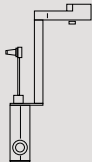


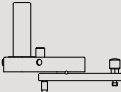
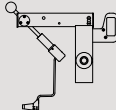


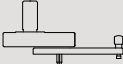


Specifications


Models	AT-1 Applanation Tonometer		AT-2 Applanation Tonometer
Attachable slit lamp models	700GL, 700GL NSW, 700GL LPH, 4ZL, 2ZL, 2ZL BG	30GL	2ZL, 2ZL BG, 4ZL
Mounting tonometer base	TB700	TB30	TB2
Measurement range	0~80 mmHg		
Minimum scale value	2 mmHg		
Measurement method	Goldmann method (Goldmann Applanation Tonometry)		
Measurement deviation	Nominal value $\pm 1.5\%$ or ± 0.49 mN, whichever greater		
Reverse span (Hysteresis)	≤ 0.29 mN		
Diameter of applanation field	3.06 mm		
Depression area	7.354 mm ²		
Equation for conversion from mmHg to kPa	1 mmHg = 101325 / 760 Pa \approx 133.3 Pa 100 Pa = 0.1 kPa		
Dimensions	71.2 mm (W) x 135.0 mm (D) x 249.0 mm (H)		84.3 mm (W) x 207.6 mm (D) x 200.6 mm (H)
Weight	0.44 kg		0.67 kg

Calibrator, Measuring Prism, and Tonometer Base

AT-1/AT-2 can be installed on a slit lamp using a tonometer base (option).

	AT-1 (R-type)				AT-2 (Z -type)			
								
		Calibrator (Included)	Measuring prism (included)	Tonometer base (Option)		Calibrator (Included)	Measuring prism (included)	Tonometer base (Option)
700GL	✓	✓	✓	TB700				
700GL NSW	✓	✓	✓					
700GL LPH	✓	✓	✓					
30GL	✓	✓	✓	TB30				
4ZL	✓	✓	✓	TB700	✓	✓	✓	TB2
2ZL/2ZL BG	✓	✓	✓		✓	✓	✓	
Installation method	Install AT-1 by attaching the tonometer base to the top of the slit lamp microscope. When not in use AT-1 can be stored on the left or right side of the microscope.				Install AT-2 by attaching the tonometer base to the top of the slit lamp microscope. When not in use AT-2 can be stored by folding the prism holding arm upwards, and rotating the main body 90° to the left (from the user's perspective).			

Although product performance has been verified through rigorous testing, equipment should be regularly inspected using the supplied calibrator (check weight/check weight holder) to ensure appropriate pressurisation before use.

 To ensure safe and correct handling please read the user manual before using.

- Description and appearance as detailed in this brochure may be subject to change as improvements are made to products.
- Colours as they appear in brochure photographs may be slightly different to actual products due to lighting conditions when photographs were taken, or print colours.



For The Americas, Asia-Pacific & Middle East
TAKAGI SEIKO CO., LTD.

330-2 Iwafune, Nakano-shi, Nagano-ken, 383-8585, Japan
TEL : +81(0)269-22-4511(Switchboard) URL : <https://www.takagi-j.com>



Your local distributor



For Europe & Africa

Takagi Ophthalmic Instruments Europe Ltd

Citylabs 1.0, Nelson Street, Manchester, M13 9NQ, UK
TEL : +44 (0)161 273 6330 URL : <https://www.takagieurope.com>